

AK350 - AK350A

FADE-OUT THINNER



PRODUCT DESCRIPTION

Fade-Out Thinner AK350 / AK350A is a VOC-compliant thinner that enables a smooth and nearly-invisible spot repair with 2K topcoats or clearcoats from Cromax.

FEATURES

- 01** Fast and easy-to-use for smoothing fade-out areas of spot repairs carried out with 2K topcoats or 2K clearcoats from Cromax.

TECHNICAL DATA SHEET

AK350 - AK350A

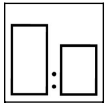


FADE-OUT THINNER

Product preparation - application Standard - VOC



It is strongly recommended to use appropriate personal protection equipment during application to avoid respiratory, skin and eye irritation.



Can be used with:		
	Passenger Cars	Imron® Fleet Line
2K Activated Clearcoat	CC6700	EL500
	CC6600	EL600
	CC6400	
	CC6750	
	3750S / 3760S	
	3800S	
	VR-1120	
2K Activated Topcoat	Centari® 5035	Imron® Elite
		Imron® Elite HDC

For recommended instructions see following pages.



Not applicable

VOC compliant

2004/42/IIB(e)(840) 750: The EU limit value for this product (product category: IIB(e)) in ready to use form is maximum 840 g/l of VOC. The VOC content of this product in ready to use form is maximum 750 g/l.

TECHNICAL DATA SHEET

AK350 - AK350A



FADE-OUT THINNER

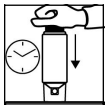
Product preparation - application Spray can



It is strongly recommended to use appropriate personal protection equipment during application to avoid respiratory, skin and eye irritation.



For VOC or NON-VOC applications see the corresponding pages of the Standard application.
For recommended instructions see following pages.



Not applicable

VOC compliant

2004/42/IB(e)(840) 770: The EU limit value for this product (product category: IIB(e)) in ready to use form is maximum 840 g/l of VOC. The VOC content of this product in ready to use form is maximum 770 g/l.

TECHNICAL DATA SHEET

AK350 - AK350A



FADE-OUT THINNER

Fade-out method for VOC Clearcoat



Sand the fade-out area and transition zone towards the intact old paintwork with, e.g. 3M Trizact P3000 Fine Finishing Disc or comparable.

Optional: polish the widest fade-out zone with a coarse polish compound, to avoid defects.

Clean the prepared area with 3911WB Waterborne Final Clean.

Mix any Cromax 2K Clearcoat according the TDS recommendations.

Overcoat Basecoat with ready-to-spray Cromax 2K Clearcoat.

Fade-out the clear in staggered coats with reduced pressure within the sanded area.

Apply, within 5 minutes, pure AK350/AK350A Fade-Out Thinner in several thin coats with reduced pressure to the fade-out area.

Smoothen out the transition zone of the Cromax 2K Clearcoat and stay within the P3000 sanded area.

Optional: Stay within the polished area.

Dry according the TDS recommendations of the respective clear.

Additional IR drying of the fade-out area may reduce the risk of roll-ups.

If required, soft sand the transition zone after drying and cooling depending on the finish to be achieved e.g. with 3M Trizact P3000 or comparable.

Polish using a rotary polish machine. Make sure to control contact pressure and direction of rotation from the closed clearcoat film to the fade-out area.

TECHNICAL DATA SHEET

AK350 - AK350A



FADE-OUT THINNER

Fade-out method for VOC Topcoat



Sand the fade-out area and transition zone towards the intact old paintwork with, e.g. 3M Trizact P3000 Fine Finishing Disc or comparable.

Optional: polish the widest fade-out zone with a coarse polish compound, to avoid defects.

Clean the prepared area with 3911WB Waterborne Final Clean.

Mix any Cromax 2K Topcoat according the TDS recommendations.

Apply ready-to-spray Cromax 2K Topcoat to cover the repair area and fade-out in staggered coats with reduced pressure within the sanded area.

Apply, within 5 minutes, pure AK350/AK350A Fade-Out Thinner in several thin coats with reduced pressure to the fade-out area.

Smoothen out the transition zone of the Cromax 2K Topcoat and stay within the P3000 sanded area.

Optional: Stay within the polished area.

Dry according the TDS recommendations of the respective 2K Topcoat. Additional IR drying of the fade-out area may reduce the risk of roll-ups.

If required, soft sand the transition zone after drying and cooling depending on the finish to be achieved e.g. with 3M Trizact P3000 or comparable.

Polish using a rotary polish machine. Make sure to control contact pressure and direction of rotation from the closed clearcoat film to the fade-out area.

TECHNICAL DATA SHEET

AK350 - AK350A

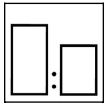
FADE-OUT THINNER



Product preparation - application Standard NON-VOC



It is strongly recommended to use appropriate personal protection equipment during application to avoid respiratory, skin and eye irritation.



Can be used with Passenger Cars 2K Activated Clearcoat (volume):

AK350	1	1	1
1200S	1	-	-
3050S	-	1	-
679S	-	-	1

Can be used with Passenger Cars 2K Activated Topcoat (volume):

AK350	1	1	
Centari 500(HB)	1	-	
Centari 501	-	1	

Can be used with Imron Fleet Line 2K Activated Topcoat (volume):

AK350	1	1	1
Imron 700	1	-	-
Imron Traffic	-	-	1

For recommended instructions see following pages.



Refer to the original TDS of the selected quality.

VOC compliant

This product mix is not VOC compliant.

TECHNICAL DATA SHEET

AK350 - AK350A



FADE-OUT THINNER

Fade-out method for Non-VOC Clearcoat



Sand the fade-out area and transition zone towards the intact old paintwork with, e.g. 3M Trizact P3000 Fine Finishing Disc or comparable.

Optional: polish the widest fade-out zone with a coarse polish compound, to avoid defects.

Clean the prepared area with 3920S Degreaser.

Mix any Cromax 2K Clearcoat according the TDS recommendations.

Overcoat Basecoat with ready-to-spray Cromax 2K Clearcoat.

Fade-out the clear in staggered coats with reduced pressure within the sanded area.

Mix AK350 Fade-out Thinner 1:1 with ready-to-spray Cromax 2K Clearcoat and apply, within 5 minutes, in thin coats with reduced pressure to the fade-out area. Smoothen out the transition of the Cromax 2K Clearcoat and stay within the P3000 sanded area.

Note: The repair area can be extended with pure AK-350/AK350A to smoothen out the transition.

Optional: Stay within the polished area.

Dry according the TDS recommendations of the respective clear.

Additional IR drying of the fade-out area may reduce the risk of roll-ups.

If required, soft sand the transition zone after drying and cooling depending on the finish to be achieved e.g. with 3M Trizact P3000 or comparable.

Polish using a rotary polish machine. Make sure to control contact pressure and direction of rotation from the closed clearcoat film to the fade-out area.

TECHNICAL DATA SHEET

AK350 - AK350A



FADE-OUT THINNER

Fade-out method for Non-VOC 2K Topcoat



Sand the fade-out area and transition zone towards the intact old paintwork with, e.g. 3M Trizact P3000 Fine Finishing Disc or comparable.

Optional: polish the widest fade-out zone with a coarse polish compound, to avoid defects.

Clean the prepared area with 3920S Degreaser.

Mix any Cromax 2K Topcoat according the TDS recommendations. Apply ready-to-spray Cromax 2K Topcoat to cover the repair area and fade-out in staggered coats with reduced pressure within the sanded area.

Mix AK350 Fade-out Thinner 1:1 with ready-to-spray Cromax 2K Topcoat and apply, within 5 minutes, in thin coats with reduced pressure to the fade-out area. Smoothen out the transition of the Cromax 2K Topcoat and stay within the P3000 sanded area.

Note: The repair area can be extended with pure AK-350/AK350A to smoothen out the transition.

Optional: Stay within the polished area.

Dry according the TDS recommendations of the respective clear. Additional IR drying of the fade-out area may reduce the risk of roll-ups.

If required, soft sand the transition zone after drying and cooling depending on the finish to be achieved e.g. with 3M Trizact P3000 or comparable.

Polish using a rotary polish machine. Make sure to control contact pressure and direction of rotation from the closed clearcoat film to the fade-out area.

TECHNICAL DATA SHEET

AK350 - AK350A



FADE-OUT THINNER

Products

AK350 Fade-Out Thinner
AK350A Fade-Out Thinner



Clean after use with a suitable solventbased guncleaner.

Remarks

- AK350 / AK350A can not be used with CC6500 High Performance VOC Clear.

Consult Safety Data Sheet prior to use. Observe the precautionary notices displayed on the container.

All other products referred to in the refinish build up are from our Cromax product range. System properties will not be valid when the related material is used in combination with any other materials or additives which are not part of our Cromax product range, unless explicitly indicated otherwise.

For professional use only! The information provided in this documentation has been carefully selected and arranged by us. It is based upon our best knowledge on the subject at the date of issuance. The Information is given for information purposes only. We are not liable for its correctness, accuracy and completeness. It is up to the user to check the information with regard to up-to-dateness and suitability for his intended purpose. The intellectual property in this Information, including patents, trademarks and copyrights, is protected. All rights reserved. The relevant Material Safety Data Sheet and Warnings displayed on the product label need to be observed. We may modify and/ or discontinue operation of all or portions of this Information at any time in our sole discretion, without notice and assume no responsibility to update the Information. All rules set forth in this clause shall apply accordingly for any future changes and amendments.