



Effective 5 October, 2011

IMRON® ELITE

3.5 VOC P.U. TOPCOAT

Description

High solids 2-component topcoat system of the Imron® Fleet Line for solid colours for use on buses and trucks.
Composition based on a unique, patented "star" polymer technology.

Products

PT	PowerTint®
EL-46373	Imron® Elite RAL9006 White Aluminium
EL-46411	Imron® Elite RAL9007 Grey Aluminium
EL-G1281	Imron® Elite RAL9010 Pure White
EL-S4343	Imron® Elite Permanent White
EL-S6649	Imron® Elite Pure Black
EL580	Binder HS
ET645	Activator HS Fast
ET650	Activator HS
ET655	Activator HS Slow
ET745	Thinner Fast
ET750	Thinner
ET755	Thinner Slow
ET740	Accelerator

Properties

- Gives superior appearance, very good hiding and low consumption.
- Gives a high gloss finish and has fast drying properties.
- Offers a large application window through specific rheology control agent.
- Can be applied easily in 1.5 coats.
- Can be used for spot, panel and overall repair.
- VOC compliant, conform with directive 2004/42/EC.

Substrates

- All OEM finishes, Imron® Fleet Line primer surfacers or Imron® Fleet Line surfacers.













Effective 5 October, 2011

IMRON® ELITE

3.5 VOC P.U. TOPCOAT

PRODUCT PREPARATION

	DuPont Refinish colour tools	See colour formula.						
	Mixing ratio (1)		Fast		Standard		Slow	
		Imron® Elite	3	3	3	-	-	-
		ET645	1	-	-	-	-	-
		ET650	-	1	1	-	-	-
		ET655	-	-	-	1	-	-
		ET745	0.4-0.7	-	-	-	-	-
		ET750	-	0.4-0.7	0.4-0.7	-	-	-
	ET755	-	-	-	-	0.4-0.7	-	
	VOC	420 g/l						
	Pot life at 20°C	ET645	2 hr					
		ET650	2 hr					
		ET655	3 hr					
	Spray viscosity at 20°C	DIN 4	18-22 s					
		FORD 4	19-23 s					
		AFNOR 4	21-27 s					
	Spray equipment	Conventional guns	Fluid tip		Distance		Pressure	
		Gravity feed	1.4-1.6 mm	15-20 cm	3-4 bar			
		Suction feed	1.6-1.8 mm	15-20 cm	3-4 bar			
		Pressure feed	1.0-1.2 mm	15-20 cm	3-4 bar			
		Compliant guns (HVLP/HTE)					According to supplier's specifications	
		Gravity feed	1.3-1.6 mm	10-15 cm				
		Suction feed	1.5-1.8 mm	10-15 cm				
		Pressure feed	1.0-1.2 mm	10-15 cm				
	Number of coats	1.5-2						
	Flash time	0-5 min between coats when applying 1.5 coats. Minimum 15 min between coats when applying 2 coats. 15 min before bake.						
	DFT	50-70 µ						
	Drying		ET645		ET650		ET655	
		Dust-free	20°C	30 min x	20°C	30 min x	20°C	40 min x
	Dry to handle	25 min	60°C	35 min	60°C	45 min	60°C	
	Tape-free	4 hr	imm.	4 hr 30 min	imm.	5 hr 30 min	imm.	
		O.N.	imm.	O.N.	imm.	min	imm.	
			1 hr		4 hr	O.N.	4 hr	
	IR drying*	Flash time	10 min				* Guideline for short/medium wave IR equipment.	
		Distance	80 cm					
		Half power	5 min					
		Full power	10-15 min					
This data relates only to the material designated herein and does not apply to use in combination with any other material or any process. The data is not to be considered as a warranty or quality specification and we assume no liability in connection with its use.								

(1) The different activators and thinners can be intermixed to obtain the best possible system for the ambient temperature and the size of the surface to be painted.


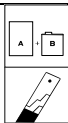









Effective 5 October, 2011

IMRON® ELITE

3.5 VOC P.U. TOPCOAT

PRODUCT PREPARATION - ACCELERATED - ET740

ACCELERATED SYSTEM FOR MULTI-TONING AND SMALL SURFACES - Imron® Elite					
	DuPont Refinish colour tools	See colour formula.			
	Mixing ratio	Imron® Elite ET645/ET650 ET740	Accelerated		
			3 1 0.4-0.7		
	VOC	420 g/l			
	Pot life at 20°C	ET645 ET650	30 min 45 min		
	Spray viscosity at 20°C	DIN 4 FORD 4 AFNOR 4	18-22 s 19-23 s 21-27 s		
	Spray equipment	Conventional guns Gravity feed Suction feed Pressure feed	Fluid tip 1.4-1.6 mm 1.6-1.8 mm 1.0-1.2 mm	Distance 15-20 cm 15-20 cm 15-20 cm	Pressure 3-4 bar 3-4 bar 3-4 bar
		Compliant guns (HVLP/HTE) Gravity feed Suction feed Pressure feed	1.3-1.6 mm 1.5-1.8 mm 1.0-1.2 mm	10-15 cm 10-15 cm 10-15 cm	According to supplier's specifications
	Number of coats	1-1.5			
	Flash time	0-5 min between coats when applying 1.5 coats. 10 min before bake.			
	DFT	30-45 µ			
	Drying		ET645/ET650		
	Dust-free Dry to handle Tape-free		20°C 25 min 45 min 1 hr	15 min x 60°C imm. imm. after cool down	
	IR drying*	Flash time Distance Half power Full power	10 min 80 cm 5 min 10-15 min	* Guideline for short/medium wave IR equipment.	
This data relates only to the material designated herein and does not apply to use in combination with any other material or any process. The data is not to be considered as a warranty or quality specification and we assume no liability in connection with its use.					

Remarks for accelerated system

- Do not apply on large surfaces (e.g. entire buses, trailers, etc.).
- For optimum result, recoat within a working day.
- Scuff sanding is required:
 - when a topcoat layer, accelerated with ET740, has been force dried and kept overnight;
 - when a topcoat layer, accelerated with ET740, has been force dried more than once.



Effective 5 October, 2011

IMRON® ELITE

3.5 VOC P.U. TOPCOAT

RECOMMENDED USE

Surface preparation

1. Clean surface with water and soap. Rinse and dry.
2. Degrease with a correct DuPont Refinish preparatory cleaner. Wipe dry with a clean cloth.
3. Repair according to damage.
4. Sand surface:
 - a. mechanical P360 - P500;
 - b. wet P800 - P1000.
5. Remove all traces of sanding dust, blowing oil-free compressed air.
6. Degrease with a correct DuPont Refinish final cleaner/degreaser. Wipe dry with a clean cloth.
7. Tack rag.

Topcoat application

Apply a light coat, immediately followed by a full coat with 0-5 min flash between coats or apply 2 full coats, with minimum 15 min flash between coats.

Topcoat application accelerated with ET740

Apply 1 full coat or apply a light coat, immediately followed by a full coat with 0-5 min flash between coats.

Topcoat application for Fac Pac aluminium colours

Apply 1 full coat, flash 15 min. Apply 1 full coat, immediately followed by a light coat with 0-5 min flash between coats.

Chemical resistance

When fully cured, Imron® Elite is resistant to short exposures of the chemicals as listed:

sodium hydroxide	20 %	battery acid
sulphuric acid	25 %	toluene
hydrochloric acid	20 %	xylene
phosphoric acid	20 %	glycol
ammonia	10 %	brake fluid, petrol

Equipment cleaning

Use a correct DuPont Refinish solventborne gunwash.



Effective 5 October, 2011

IMRON® ELITE

3.5 VOC P.U. TOPCOAT

RECOMMENDED USE (con'd)

Recoatability

At any time after tape-free time. After 24 hr, scuff sanding is required.

Remarks

- PowerTints® have to be thoroughly mixed before weigh-out and the Imron® Elite colour has to be mixed immediately after weigh-out.
- Close can of activator tightly immediately after use, as this product will react with humid air and water and lose its hardening effect.
- For structured and/or flat colours, see specific TDS.
- For flexible systems, see specific TDS.
- For mixing rod information, see specific TDS.
- Material has to be at room temperature (18-25°C) before use.

Product data

Theoretical coverage: 7-9 m²/l at recommended DFT - ready-to-spray
 Directive 2004/42/EC: The EU limit value for this product (product category: IIB(d)) in ready to use form is maximum 420 g/l of VOC. The VOC content of this product in ready to use form is maximum 420 g/l.

Products	Packages (l)	Shelf life at 20°C (year)	Density (kg/l)
PT1xx PowerTint®	1 - 3.5	3	-
EL-46373	3.5 - 20	2	1.023
EL-46411	3.5	2	1.019
EL-G1281	3.5 - 16	2	1.342
EL-S4343	3.5 - 16	2	1.341
EL-S6649	3.5 - 20	2	1.011
EL580	3.5	3	1.014
ET645	1 - 5	3	1.062
ET650	5	3	1.076
ET655	5	3	1.081
ET745	5	5	0.823
ET750	5	5	0.905
ET755	5	5	0.918
ET740	1	2	0.882

Safety

Consult Safety Data Sheet prior to use. Observe the precautionary notices displayed on the container.



Effective 5 October, 2011

IMRON® ELITE

3.5 VOC P.U. TOPCOAT

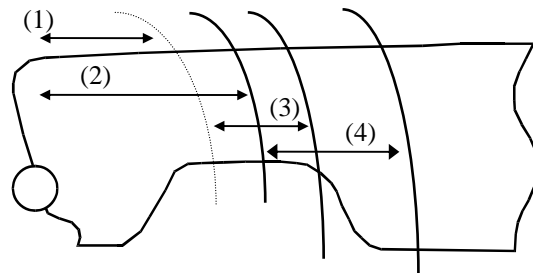
REPAIR SYSTEMS

Spot repair

1. Clean surface with water and soap. Rinse and dry.
2. Degrease with a correct DuPont Refinish preparatory cleaner. Wipe dry with a clean cloth.
3. Repair with recommended undercoats.
4. Sand treated spots as recommended.
5. Prepare complete fade-out area with a non silicone containing rubbing compound or sand wet with P1200.
6. Rinse with water and dry.
7. Degrease with a correct DuPont Refinish final cleaner/degreaser. Wipe dry with a clean cloth.
8. Tack rag.
9. The following spot repair method can be used:
 - AK350 Fade-out Thinner method.

AK350 Fade-out Thinner method

- (1) Apply 1st coat Imron® Elite.
Flash: 0-5 min.
- (2) Extend 2nd coat Imron® Elite
beyond the previous one.
- (3) Smoothen out the fade-out area
with AK350 within 5 min maximum.
- (4) Optionally extend the fade-out area
with AK350 within 5 min maximum.



If necessary, balance out the gloss level by polishing with a non silicone containing polishing compound or a non silicone containing final glaze, after complete hardening of the repair.

Copyright © 2011 DuPont. All rights reserved. The DuPont Oval Logo, DuPont™, The miracles of science™ and all products denoted with ® or ™ are registered trademarks or trademarks of E. I. du Pont de Nemours and Company or its affiliates