



Effective July 1, 2011

AU175

FLATTENING BINDER

Description

Flattening binder to be used in most DuPont Refinish 2K topcoat and 2K clearcoat qualities.
Composition based on acrylic copolymer.

Products

AU175 Flattening Binder

Properties

- Allows easy preparation of flat DuPont Refinish 2K topcoat colours and DuPont Refinish 2K clears in different ratios, depending on the required gloss level.
- Can be used in: Centari[®] 500*, Centari[®] 500 HB*, Centari[®] 501*, Centari[®] 5035, Imron[®] 700*, VR-1120, 120S*, 655S*, 679S*, 696S*, 3050S*, 3550S, 3750S, 3760S, 3800S, CC6400 and CC6600.
- VOC compliant, conform with directive 2004/42/EC.

* Product not conform with directive 2004/42/EC.



Effective July 1, 2011

AU175

FLATTENING BINDER

PRODUCT PREPARATION

Mixing rules for DuPont Refinish 2K topcoats

Flat colours

Replace binder by AU175 in ratio of 100 %.

- For pastel colours a weight ratio of 0/150 (binder/AU175) is required.
- For colours that only contain 200 g tint/l or less (see DuPont Refinish colour tools), the weight ratio 20/80 (binder/AU175) is required.

Semi-gloss colours

Mix binder with AU175 in weight ratio of 50/50.

- All other weight ratios with less than 100 % AU175 are allowed to obtain semi-gloss colours.

Mixing rules for DuPont Refinish 2K clears

Flat colours

- VR-1120, 3550S, 3750S, 3760S, 3800S, CC6400 and CC6600: mix clear with AU175 in weight ratio of 20/80 (clear/AU175).
- 679S*, 696S* and 3050S*: mix clear with AU175 in weight ratio of 30/70 (clear/AU175).
- 120S and 655S: mix clear with AU175 in weight ratio of 40/60 (clear/AU175).

Semi-gloss colours

Mix clear with AU175 in weight ratio of 70/30.

- All other weight ratios with less than 70 % AU175 are allowed to obtain semi-gloss clears.

* Product not conform with directive 2004/42/EC.


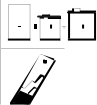
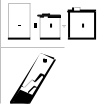



Effective July 1, 2011

AU175

FLATTENING BINDER

PRODUCT PREPARATION (con'd)

 DuPont Refinish colour tools	See colour formula.	
 Standard mixing ratio for 2K topcoats conform with directive 2004/42/EC	Centari [®] 5035 XK205	4 1
 Standard mixing ratio for 2K clears conform with directive 2004/42/EC	VR-1120 VR-1132	3 1
	3550S XK206	4 1
	3750S / 3760S XK206 XB387	4 1 0.4
	3800S XK206	4 1
	CC6400 XK206 AZ9100	4 1 0.2
	CC6600 XK206 AZ9100	4 1 0.2
Application	Refer to the original TDS of the selected quality.	
 Stirring	Thoroughly stirring of tintings, binder and flattening binder before <u>and</u> after adding activator is required.	
<p>This data relates only to the material designated herein and does not apply to use in combination with any other material or any process. The data is not to be considered as a warranty or quality specification and we assume no liability in connection with its use.</p>		


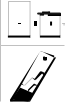
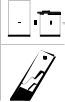



Effective July 1, 2011

AU175

FLATTENING BINDER

PRODUCT PREPARATION (con'd)

 DuPont Refinish colour tools	See colour formula.	
 Standard mixing ratio for 2K topcoats not conform with directive 2004/42/EC	Centari [®] 500 125S AK321	2 1 0.5
	Centari [®] 500 HB AK260 AK360	3 1 0.6
	Centari [®] 501 AK260 AB380	4 1 1
	Imron [®] 700 AU270 AU370	4 1 0.5 - 1
 Standard mixing ratio for 2K clears not conform with directive 2004/42/EC	120S 125S	2 1
	655S AK260	3 1
	679S AK260 AB380/XB383	3 1 0.6
	696S AK260	4 1
	3050S AK260	4 1
	3050S XK205	5 1
Application	Refer to the original TDS of the selected quality.	
 Stirring	Thoroughly stirring of tintings, binder and flattening binder before <u>and</u> after adding activator is required.	
<p>This data relates only to the material designated herein and does not apply to use in combination with any other material or any process. The data is not to be considered as a warranty or quality specification and we assume no liability in connection with its use.</p>		



Effective July 1, 2011

AU175

FLATTENING BINDER

RECOMMENDED USE

Surface preparation

Surfaces have to be prepared according to the recommendations in the TDS of the selected quality.

Equipment cleaning

Use a correct DuPont Refinish solventborne gunwash.

Recoatability

At any time after tape-free time. After 24 hr, scuff sanding is required.

Remarks

- A lot of flat OEM colours can be retrieved from the DuPont Refinish colour tools. Any other flat colour can be obtained by replacing binder or clear with AU175 in the way described above.
- No need to add 805R to achieve flexibility, AU175 is giving enough flexibility for semi-flexible plastic parts. Full flexible flat finishes can not be obtained with this technology.
- It is not possible to give mixing ratios in connection to exact flattening values, because the end result will vary, depending upon the influence of colour, activator, application and drying method. Darker colours (e.g. black) always need less AU175 to end up at a specific flattening value than light colours (e.g. white).
- Degree of flatness is depending on application. A wet coat gives higher gloss than a light coat.
- Total replacement of binder by AU175 in a black colour (200 g or less tint/l) can result in poor application properties.
- Material has to be at room temperature (18-25°C) before use.



Effective July 1, 2011

AU175

FLATTENING BINDER

RECOMMENDED USE (con'd)

Product data

Directive 2004/42/EC: 2004/42/IIB(e)(840)600: The EU limit value for this product (product category: IIB(e)) in ready to use form is maximum 840 g/l of VOC. The VOC content of this product in ready to use form is maximum 600 g/l.

Products	Packages (l)	Shelf life at 20°C (year)	Density (kg/l)
AU175	1	2	1.046

Safety

Consult Safety Data Sheet prior to use. Observe the precautionary notices displayed on the container.

Copyright © 2011 DuPont. All rights reserved. The DuPont Oval Logo, DuPont™, The miracles of science™ and all products denoted with ® or ™ are registered trademarks or trademarks of E. I. du Pont de Nemours and Company or its affiliates.